

Operational Safety Tactics

ICAT: Integrating Communications,
Assessment, and Tactics



POLICE EXECUTIVE
RESEARCH FORUM



Operational Safety Tactics



Question to Consider

- **What are key tactical considerations for patrol officers responding to a man with a knife incident?**



Operational Safety Tactics



- **Pre-Response Considerations—
what to think about and do
before you arrive on scene**




Operational Safety Tactics



Police Communications: Cleveland/ Tamir Rice incident – 911 Call

Nov. 22, 2014




Operational Safety Tactics



Police Communications: Cleveland/ Tamir Rice incident – Dispatch


Nov. 22, 2014



Operational Safety Tactics



Police Response: Cleveland/ Tamir Rice incident Nov. 22, 2014



Operational Safety Tactics




Police Communications: Parma, OH incident Feb. 21, 2016



Operational Safety Tactics



Police Response: Parma, OH incident Feb. 21, 2016



Operational Safety Tactics



- Pre-Response
 - Collect information



*Step 1 of the Critical-
Decision Making Model*

Operational Safety Tactics



- **Pre-Response**
 - **Collect information**
 - **“Tactical pause” (when possible)**



Operational Safety Tactics



- **Pre-Response**
 - **Collect information**
 - **“Tactical pause” (when possible)**
 - **Develop a working strategy**



Operational Safety Tactics



- **Pre-Response**
 - **Collect information**
 - **“Tactical pause” (when possible)**
 - **Develop a working strategy**
 - **Prepare/manage yourself**



Operational Safety Tactics



- Pre-Response Considerations
- **Effective Response Tactics**



Operational Safety Tactics



- **Response**
 - **Continue gathering information**



Operational Safety Tactics



- **Response**
 - **Continue gathering information**
 - **First impressions – how do you want to start the interaction?**



Operational Safety Tactics




- **Response**
 - **Continue gathering information**
 - **First impressions**
 - **Respond as a team**



Operational Safety Tactics



San Francisco: Mario Woods incident Dec. 2, 2015



Operational Safety Tactics



- **Response**
 - **Continue gathering information**
 - **First impressions**
 - **Respond as a team**
 - **Distance + Cover = Time**



Operational Safety Tactics



- **Response**
 - **Continue gathering information**
 - **First impressions**
 - **Respond as a team**
 - **Distance + Cover = Time**
 - **Tactical Positioning/Repositioning**



Operational Safety Tactics




- **Response**
 - **Continue gathering information**
 - **First impressions**
 - **Respond as a team**
 - **Distance + Cover = Time**
 - **Tactical Positioning/Repositioning**
 - **Put yourself in a winnable situation**



Operational Safety Tactics



Camden County (NJ): Man with a Knife Nov. 11, 2015



Operational Safety Tactics



- Pre-Response Considerations
- Effective Response Tactics
- **Post-Response Considerations**



Operational Safety Tactics



- **Post-Response**
 - **After-Action Review basics**



Operational Safety Tactics



- **Post-Response**
 - **After-Action Review basics**
 - **AAR ground rules**



Operational Safety Tactics



- **Post-Response**
 - **After-Action Review basics**
 - **AAR ground rules**
 - **AAR process and format**



Operational Safety Tactics



- **Post-Response**
 - **After-Action Review basics**
 - **AAR ground rules**
 - **AAR process and format**
 - **AARs and the Critical Decision-Making Model**



Operational Safety Tactics



■ Quick Recap

- Collect information, strategize before you arrive on scene (“tactical pause”)
- Once on scene ... think teamwork, distance + cover = time, tactical repositioning, “winnable situations”
- After actions are all about improving future performance



Thoughts?
Questions?
Observations?

